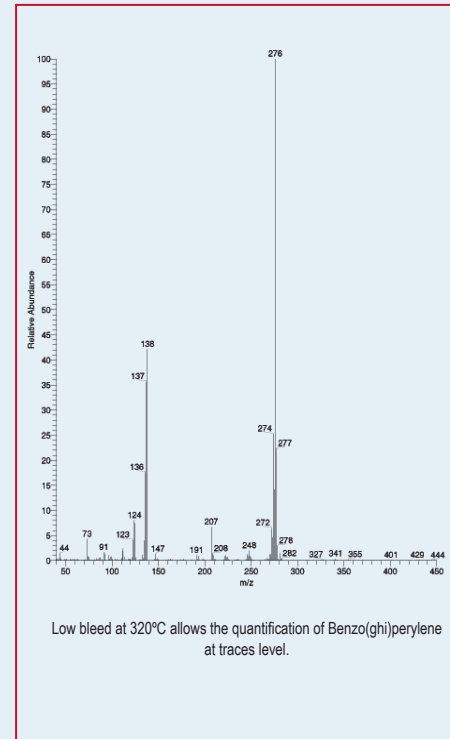
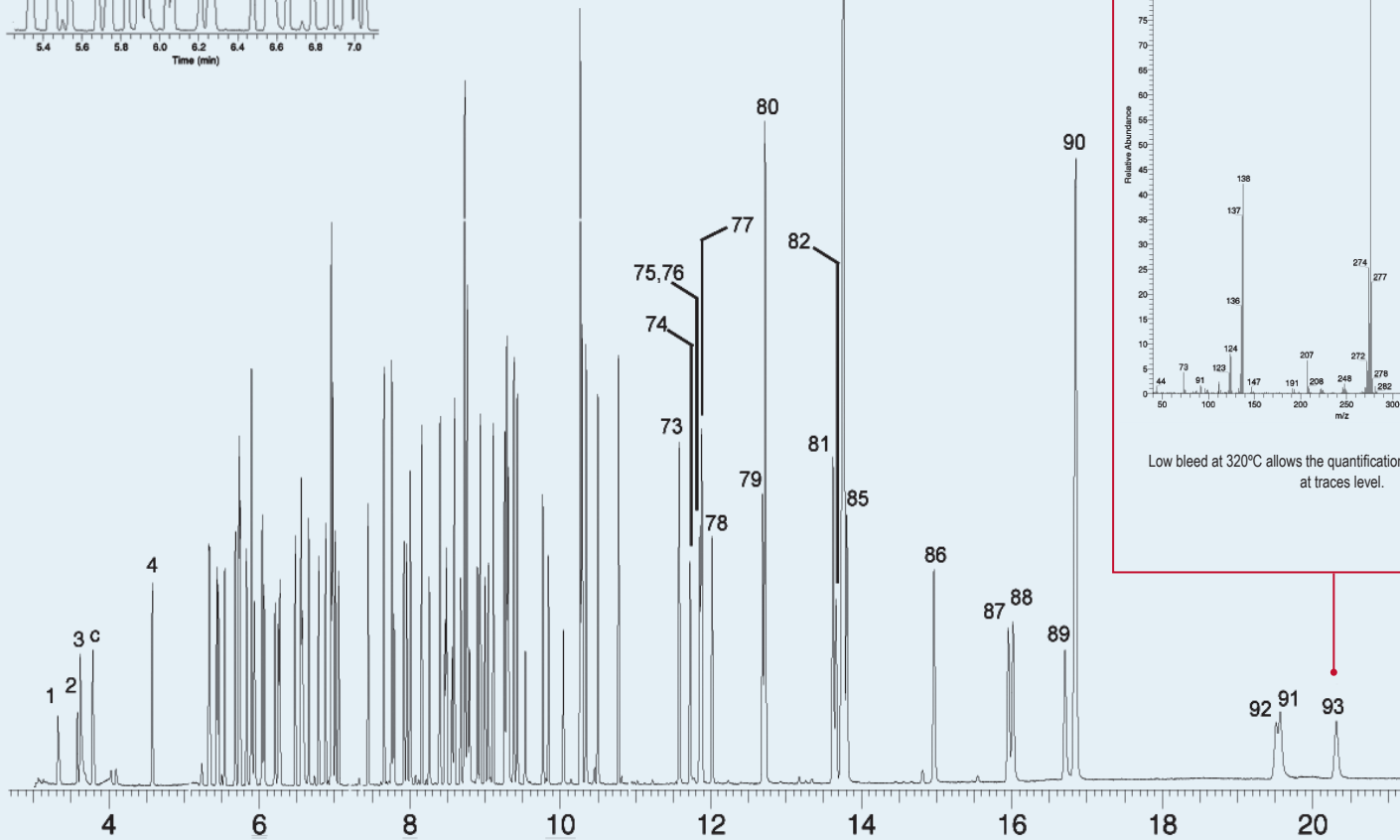
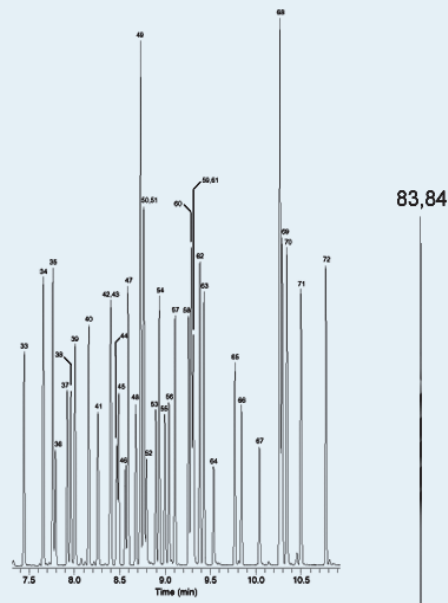
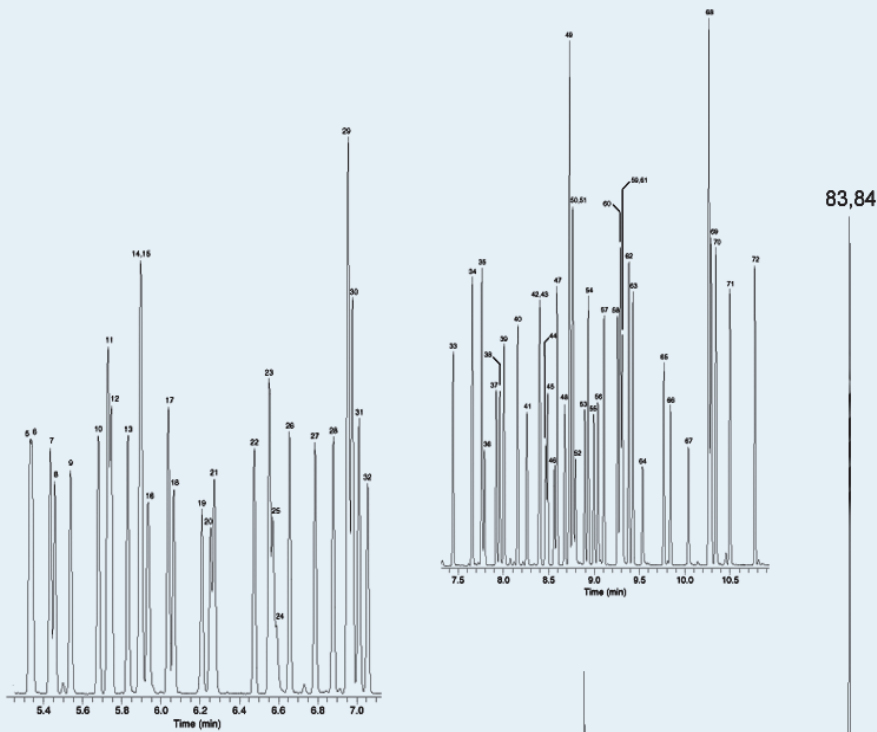


OPTIMUM RESOLUTION IN SEMIVOLATILE COMPOUNDS ANALYSIS

Column: **Cronus X5**, 30m x 0.25mm x 0.5µm (P/N: CG-820532)
 Inj.: Splitless w/Surge: pulse 25psi @ 0.30min, 40ml/min @ 0.25min
 Inj. temp.: 250°C
 Oven temp.: 35°C (1min) to 280°C @ 25°C/min to 320°C (5min) @ 6°C/min
 Carrier gas: Helium, constant flow @ 1.2ml/min
 Det.: MS
 Transfer line temp.: 280°C
 Ionization mode: EI
 Scan range: 35-550amu
 Sample: 1µl of 10ppm (IS 40ppm) Mix US EPA Method 8270
 Liner: 4mm Drilled Unliner (hole near bottom)

Peak Name

- | | |
|------------------------------------|---------------------------------|
| 1. 1,4-dioxane | 47. acenaphthylene |
| 2. N-nitrosodimethylamine | 48. 3-nitroaniline |
| 3. pyridine | 49. acenaphthene-d10 |
| c. toluene | 50. 2,4-dinitrophenol |
| 4. 2-fluorophenol | 51. acenaphthene |
| 5. phenol-d6 | 52. 4-nitrophenol |
| 6. phenol | 53. 2,4-dinitrotoluene |
| 7. aniline | 54. dibenzofuran |
| 8. bis(2-chloroethyl)ether | 55. 2,3,5,6-tetrachlorophenol |
| 9. 2-chlorophenol | 56. 2,3,4,6-tetrachlorophenol |
| 10. 1,3-dichlorobenzene | 57. diethyl phthalate |
| 11. 1,4-dichlorobenzene-d4 | 58. 4-chlorophenyl phenyl ether |
| 12. 1,4-dichlorobenzene | 59. 4-nitroaniline |
| 13. benzyl alcohol | 60. fluorene |
| 14. 2-methylphenol | 61. 4,6-dinitro-2-methylphenol |
| 15. 1,2-dichlorobenzene | 62. diphenylamine |
| 16. bis(2-chloroisopropyl)ether | 63. azobenzene |
| 17. 3-methylphenol/ 4-methylphenol | 64. 2,4,6-tribromophenol |
| 18. N-nitroso-di-n-propylamine | 65. 4-bromophenyl phenyl ether |
| 19. Hexachloroethane | 66. hexachlorobenzene |
| 20. nitrobenzene-d5 | 67. pentachlorophenol |
| 21. nitrobenzene | 68. phenanthrene-d10 |
| 22. isophorone | 69. phenanthrene |
| 23. 2,4-dimethylphenol | 70. anthracene |
| 24. Benzoic acid | 71. carbazole |
| 25. 2-nitrophenol | 72. di-n-butyl phthalate |
| 26. bis(2-chloroethoxy)methane | 73. fluoranthene |
| 27. 2,4-dichlorophenol | 74. benzidine |
| 28. 1,2,4-trichlorobenzene | 75. pyrene-d10 |
| 29. naphthalene-d8 | 76. 3,3'-dimethylbenzidine |
| 30. naphthalene | 77. pyrene |
| 31. 4-chloroaniline | 78. p-terphenyl-d14 |
| 32. hexachlorobutadiene | 79. benzyl butyl phthalate |
| 33. 4-chloro-3-methylphenol | 80. bis(2-ethylhexyl)adipate |
| 34. 2-methylnaphthalene | 81. bis(2-ethylhexyl)phthalate |
| 35. 1-methylnaphthalene | 82. 3,3'-dichlorobenzidine |
| 36. hexachlorocyclopentadiene | 83. benzo(a)anthracene |
| 37. 2,4,6-trichlorophenol | 84. chrysene-d12 |
| 38. 2,4,5-trichlorophenol | 85. chrysene |
| 39. 2-fluorobiphenyl | 86. di-n-octyl phthalate |
| 40. 2-chloronaphthalene | 87. benzo(b)fluoranthene |
| 41. 2-nitroaniline | 88. benzo(k)fluoranthene |
| 42. 1,4-dinitrobenzene | 89. benzo(a)pyrene |
| 43. dimethyl phthalate | 90. perylene-d12 |
| 44. 1,3-dinitrobenzene | 91. dibenzo(a,h)anthracene |
| 45. 2,6-dinitrotoluene | 92. indeno(1,2,3-cd)pyrene |
| 46. 1,2-dinitrobenzene | 93. benzo(ghi)perylene |



Low bleed at 320°C allows the quantification of Benzo(ghi)perylene at traces level.